

AccountAble™

119. FC Inflow: 02-03

Nov-05 / रा. कार्तिक १९२७ ; Released: Aug - 06

In this issue

Total Receipts.....	1	Top 25 Districts	2
Origin of Funds	1	Top 25 Receivers	3
Top Donor Agencies	1	State-wise receipts.....	3
Purpose of Receipt.....	2	More than one crore	4

In AccountAble 95, an analysis of foreign contribution received during 2001-02 was presented. We now present a similar analysis for the year 2002-03.

Total Receipts

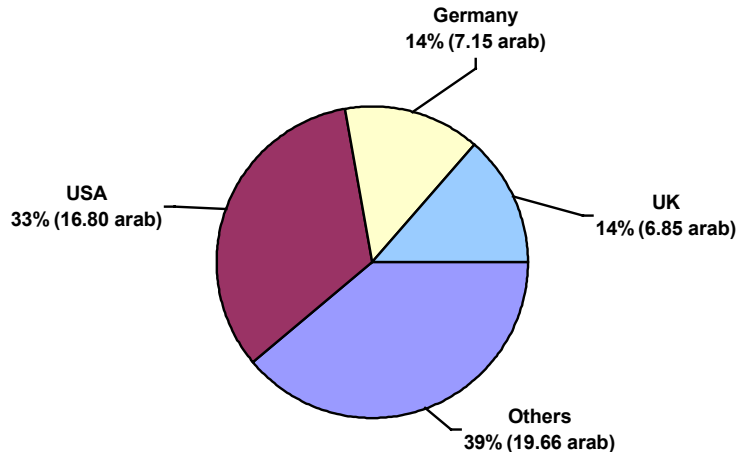
As on March 2003, a total of 26,404 organisations were registered under FCRA. In addition to this, there were a few hundred organisations who had received prior-permission. However, for 2002-03, only 16,590 organisations filed their FC-3 returns. They reported receiving a total of Rs.50.47 arab¹. In 2001-02, this figure was Rs.48.72 arab.

Over the last eleven years (1992-93 till 2002-03), foreign contribution has grown at an annual compounded rate of 12.3%. Average contribution received by each organization has roughly doubled over the same period (from Rs.15.53 lakhs to Rs.30.42 lakhs). However, there has been a slight dip in both the rate of growth, as well as average contribution as compared to 2001-02.

Origin of Funds

Where do these funds come from? The summary report lists only top three countries. These countries and their contribution are as follows: USA (Rs.16.80 arab), Germany (Rs.7.15 arab), and United Kingdom (Rs.6.85 arab). Together, these three countries have contributed 61% of the total inflow.

Country of Origin: 2002-03



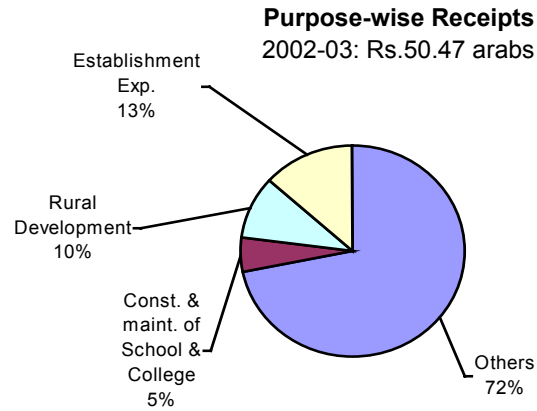
Top Donor Agencies

The report lists three main leading donor agencies and their contribution: Ford Foundation, USA Rs.1.22 arab, World Vision International, USA Rs.90.24 crores, and Foundation Vincent E Ferrer, Spain Rs.79.16 crores. Together, these three agencies contributed Rs.2.91 arab or about 6% of the total inflow.

¹ pronounced as अरब; 1 arab = 100 crore = 1 billion = 1,00,00,00,000

Purpose of Receipt

The report lists three main purposes for which largest amounts were received, these are: Establishment Expenses Rs.6.74 arab, Rural Development Rs.4.87 arab, and Construction & maintenance of school/college Rs.2.76 arab. Rs.36.11 arab was received for rest of the purposes. A separate breakup of 'others' is also available with the Government – however, the same has not been included in the summary report.



What do establishment expenses include? Essentially, administrative salaries, some overheads, corpus grants, construction of office buildings etc. Program salaries are normally included in relevant direct program head. Another confusing heading is Rural Development. Many NGOs prefer to club all their programs under Rural Development, as it is a general term covering almost every activity, whether related to children, women, tribal people, etc.

Top 25 Districts

The report also provides a list of 25 biggest recipient districts.

Together, these 25 districts received Rs.26.56 arab or about 53% of the total inflow.

The above figures do not include bilateral funds (foreign Government to Indian Government) and UN funds.

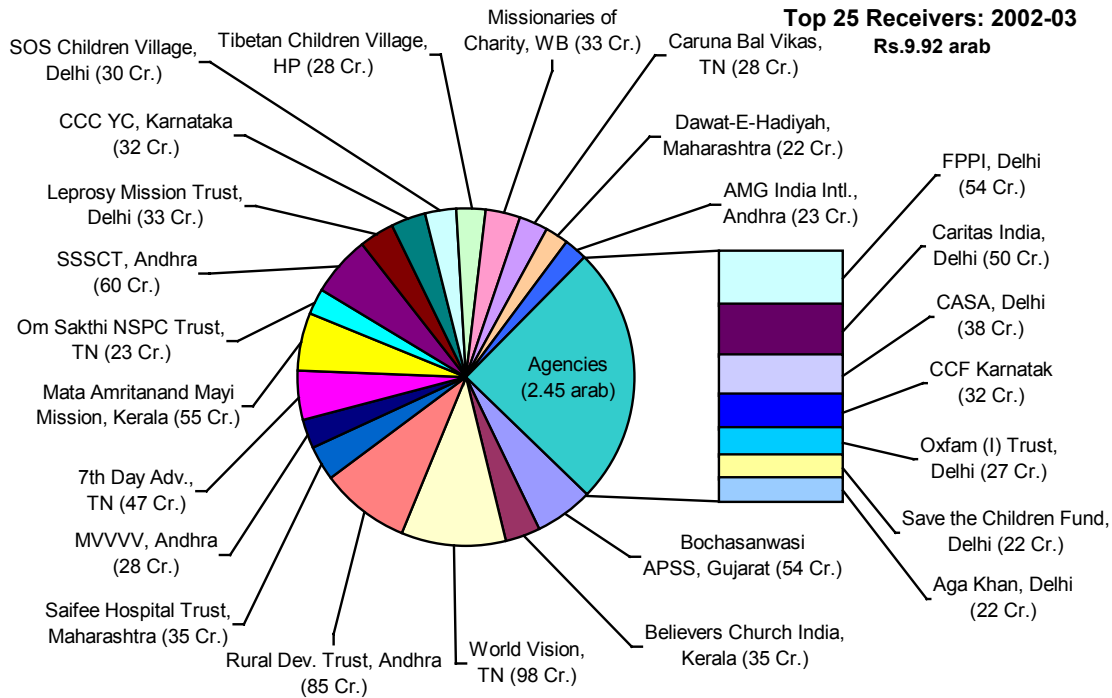
Most of the top recipients districts are located in the Southern states such as Andhra Pradesh, Kerala and Tamil Nadu.

Sl. #	Districts	States	# of Org.	Amount (Crores)
1	Chennai	Tamil Nadu	588	363.45
2	Bangalore	Karnataka	690	357.67
3	Mumbai	Maharashtra	624	283.59
4	Kolkata	West Bengal	411	181.44
5	Ananthapur	Andhra Pradesh	110	168.95
6	Ahmedabad	Gujarat	201	168.12
7	Hyderabad	Andhra Pradesh	317	135.49
8	Pathanamthitta	Kerala	134	122.08
9	Pune	Maharashtra	234	104.77
10	Ernakulam	Kerala	301	89.95
11	Madurai	Tamil Nadu	317	69.46
12	Krishna	Andhra Pradesh	140	65.54
13	Vellore	Tamil Nadu	138	56.19
14	Dharamshala	Himachal Pradesh	36	45.92
15	Dehradun	Uttranchal	73	45.10
16	Tiruchirapalli	Tamil Nadu	228	44.35
17	Kanchipuram	Tamil Nadu	181	43.36
18	Mysore	Karnataka	114	43.13
19	Kottayam	Kerala	202	43.07
20	Guntur	Andhra Pradesh	184	41.40
21	Thiruvananthapuram	Kerala	159	41.34
22	Tirunelveli	Tamil Nadu	185	39.29
23	Visakhapatnam	Andhra Pradesh	96	37.55
24	24 S & N Parganas	West Bengal	370	34.46
25	Calicut	Kerala	114	30.40
Total			6,147	2,656.07

Top 25 Receivers

Who receives this money? There is a long list of 16,590 organisations that received the funds. However, details of receipts are given only for the top 25 receivers.

This list includes both NGOs and grant-making agencies. Together, these organisations received Rs.9.92 arab in 2002-03 or about 20% of the total inflow (50.47 arab). Out of this, at least 25% (about Rs.2.45 arab) was received by grant-making agencies. This is shown separately as a stack.



Four new organisations have made an appearance in the list this year. These are:

1. Believers' Church India at Pathanamithitta in Kerala. This organisation is associated with Gospel for Asia.
2. Caruna Bal Vikas at Chennai in Tamil Nadu, which works with children at risk.
3. Saifee Hospital Trust, which runs a hospital in Mumbai.
4. Dawat-e-Hadiyah, a charity run by the Bohra community in Mumbai.

State-wise receipts

In 2002-03, twenty states received Rs.49.44 arab or about 98% of the total inflow. The balance 2% was shared by remaining 9 states and 5 union territories through 651 organisations.

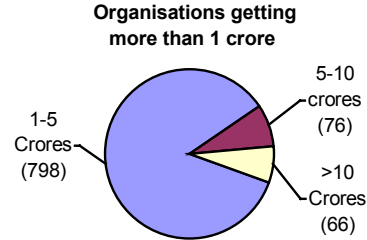
Sl.#	States/ UTs	arab Rs.	%	Sl.#	States/ UTs	arab Rs.	%
1	Delhi	8.81	17.45	8	Gujarat	2.72	5.39
2	Tamil Nadu	7.75	15.36	9	Uttar Pradesh	1.03	2.03
3	Andhra Pradesh	6.30	12.48	10	Orissa	0.88	1.74
4	Maharashtra	5.05	10.01	11	Madhya Pradesh	0.74	1.47
5	Karnataka	4.89	9.69	12	Rajasthan	0.68	1.34
6	Kerala	4.09	8.11	13	Uttranchal	0.59	1.18
7	West Bengal	2.72	5.40	14	Bihar	0.59	1.17

Sl.#	States/ UTs	arab Rs.	%
15	Jharkhand	0.58	1.14
16	Himachal Pradesh	0.53	1.04
17	Punjab	0.48	0.95
18	Assam	0.38	0.75

Sl.#	States/ UTs	arab Rs.	%
19	Chhattisgarh	0.31	0.62
20	Meghalaya	0.31	0.62
21	Rest of States/ UTs	1.03	2.04
Total		50.47	100

More than one crore

About 940 (5.7%) organisations received more than Rs. 1 crore in 2002-03. The other 15,650 (94.3%) organisations received less than Rs. 1 crore each.



Caution:

The analysis presented here is based on a summary of receipt of foreign contribution for 2002-03, released by the Ministry of Home Affairs. This summary provides a lot of valuable data on foreign contribution and we would like to place on record our appreciation of the hard work the FCRA Department puts in while compiling this information despite limited personnel and infrastructure.

There are also limitations on the present analysis. Some of the charts may be misinterpreted, if taken casually. You are, therefore, requested to carefully read the notes for each chart. Also in general:

- ❑ Foreign contribution in kind (material) is sometimes not valued or reported by receiving NGOs. The figures and analysis will be distorted accordingly.
- ❑ The data includes all money reported as received for educational, social, religious, cultural, or economic programs. This money may be received by 'social-change institutions', development organizations, religious bodies, universities, and hospitals as also NGOs set up by the Government. For ease in reading and in the absence of any definite classification, we have used the term NGO for all these.
- ❑ The FCRA dept. actually makes no real distinction between grant making agencies and NGOs. We have used the term Agency to indicate that an organization is mainly involved in making grants to other NGOs.
- ❑ An arab is equal to one hundred crores or one billion. A crore means one hundred lakhs or ten million. A lakh means 100,000. One crore of Indian Rupees is currently equal to approximately 223,000 US Dollars.

What is AccountAble: Each issue of 'AccountAble' covers a different topic related to NGO regulation or accounting and is mailed to about 2,700 persons in NGOs, Agencies and audit firms. AccountAid encourages reproduction or re-distribution of 'AccountAble' in workshops or NGO newsletters for non-commercial use, provided the source is acknowledged.

AccountAble in Hindi: अकाउण्टेबल हिन्दी में 'लेखा-योग' के नाम से उपलब्ध है।

AccountAble on the Web: All the past issues of 'AccountAble' are available on our web-site www.accountaid.net.

AccountAid Capsules: Short items of information on NGO accounting and related issues. To subscribe, send e-mail to accountaid-subscribe@topica.com.

Questions?: Your questions, comments and suggestions can be sent to AccountAid India, 55-B, Pocket C, Siddharth Extension, New Delhi-110 014; Phone: 011-2634 3128; Ph./Fax:011-2634 6041; e-mail: accountaid@vsnl.com; accountaid@gmail.com

© AccountAid™ India विक्रम संवत् २०६३ भाद्रपद, Aug 2006 CE

Printed and published by Smt. Renu Agarwal for AccountAid India, New Delhi. Ph. 26343128, Ph./Fax 26346041 and printed at Chanakya Mudrak Pvt. Ltd., New Delhi. Ph.: 41420316, 25927951
For private circulation only.